

Module 3.2

Time and Space Management

A Systematic Approach



Two Objects - Same Space



A Sad Reminder of Mismanaged Space





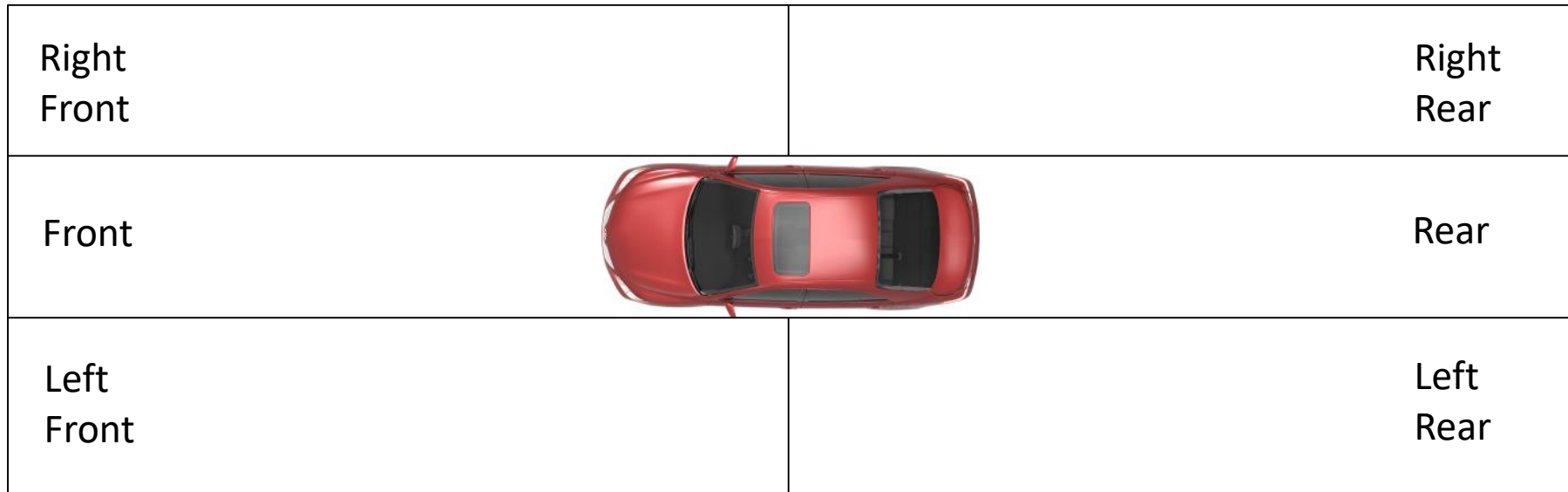
How can I manage time and space
around my car to keep me safe
and prevent a crash?



Zone Control System for Space Management[©]



Six Zones Around a Car





A zone can be open, closed or unstable



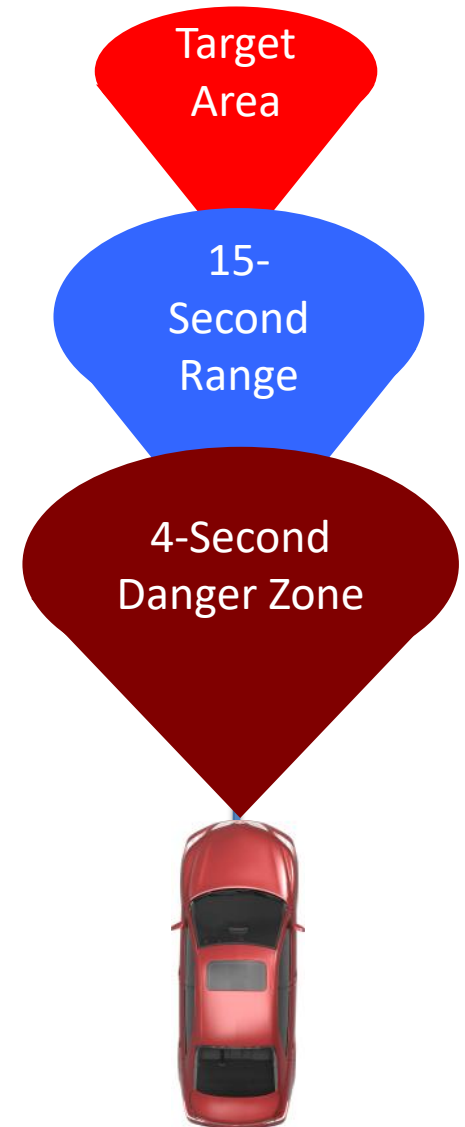


What makes a zone closed?

- Line-of-Sight (LOS) blockages
- Path-of-Travel (POT) blockages
- **Student Activity 1** (three minutes)
 - Working in groups make a list of things that block your view and prevent you from gathering critical information when driving.
 - Make a list of things that might block your path and prevent you from driving in that place.

Searching Ranges

- Target Area
- 15-20 Second Range
- Four-Second Danger Zone



The Zone Control System[©]

Find
Solve
Control



FIND

- What Line-of-Sight (LOS) blockages prevent me from gathering critical information?
- What Path-of-Travel (POT) blockages prevent me from going into a specific space?

“Focus on the Relevant”

What is important at this moment to me driving safely?



FIND: Student Activity 2

- Look at the following slides.
- Find the LOS-POT blockages and the zones in which they occur.

FIND: Line-of-Sight and Path-of-Travel Blockages



What LOS or POT blockages do you see?
What zones are blocked? Which are open?

FIND: LOS and POT Blockages



What LOS or POT blockages do you see in your right front zone?
How is your front zone?

FIND



How is your front zone?

FIND



How is your right front zone? How is your left front zone?

FIND



How is your right front zone?
How is your left front zone?

FIND



How is your right front zone?
How is your left front zone? How is your front zone?

FIND



How is your front zone? How is your left front zone?

FIND



How is your front zone?
How is your target area?

FIND



How is your front zone?
How is your target area?

FIND



What LOS POT blockages do you see? How is your left front zone?
How is your target area?

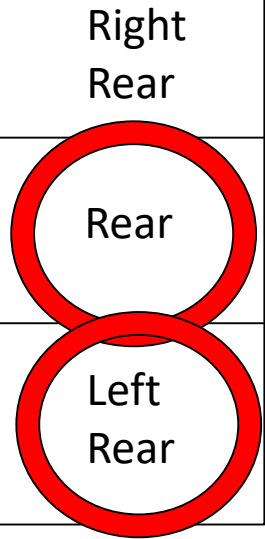
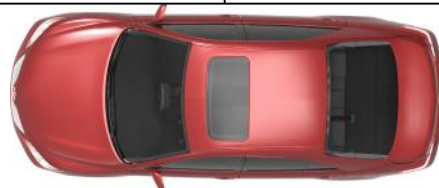
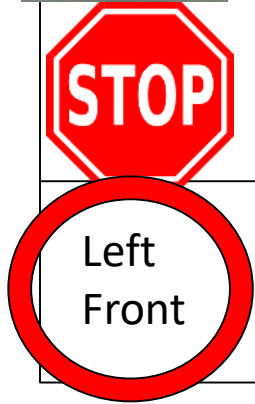


SOLVE

- Before acting, check the condition of the related zone or zones.
- Determine the actions you will take.

*It's all about creating **time and space** and having some place to safely move into.*

Six Zones Around a Car



SOLVE: Line-of-Sight and Path-of-Travel Blockages



What other zones should you check and what are their conditions?

SOLVE: LOS and POT Blockages



What other zones should you check and what are their conditions?

SOLVE



What zones should you check?
Are they open or closed?

SOLVE



What other zones should you check?
What is the condition of those zones?

SOLVE



What other zones should you check?
What is the condition of each zone?

SOLVE



What zone should you check?
What is its condition?

SOLVE



What other zones should you check?
What is their condition?

SOLVE



What zone should you check?
What is its condition?

SOLVE



What other zone should you check?
What is its condition?

SOLVE



What other zones would you check?
What is their condition?



CONTROL

- Within the 4-second danger zone
 - Get best lane position to create space
 - Get best speed control to create time
 - Communicate your intentions

Look at the following slides

- You have done the Find and Solve
- Now, determine your Control steps
 - Lane Position
 - Speed Control
 - Communication

*What can I do to **create space** and
give me more time?*

CONTROL: Line-of-Sight and Path-of-Travel Blockages



Lane Position, Speed Control and Communication options?

CONTROL - LOS and POT Blockages



Lane Position, Speed Control and Communication options?



CONTROL



Lane Position, Speed Control and Communication options?

CONTROL



Lane Position, Speed Control and Communication options?

CONTROL



Lane Position, Speed Control and Communication options?

CONTROL



Lane Position, Speed Control and Communication options?

CONTROL



Lane Position, Speed Control and Communication options?

CONTROL



Lane Position, Speed Control and Communication options?

CONTROL



Lane Position, Speed Control and Communication options?

CONTROL



Lane Position, Speed Control and Communication options?




Putting it all together

Watch the video on the following slide and:

- **FIND: Finding what is relevant**
LOS and POT Blockages
- **SOLVE: Deciding my options to create more space and time**
Checking related zones before acting
- **CONTROL: Putting my decisions into action**
Lane position, speed control, communication



Now for some practice ...



WATCH VIDEO



Montana Driver Education and Training Standards and Benchmarks

1. Laws and Highway System

- 1.1. know the laws outlined in the Montana Driver's manual;
- 1.2. understand the laws outlined in the Montana Driver's Manual; and
- 1.3. consistently demonstrate knowledge and understanding by responsible adherence to highway transportation system traffic laws and control devices.

2. Responsibility

- 2.1. recognize the importance of making safe and responsible decisions for owning and operating a motor vehicle;
- 2.2. demonstrate the ability to make appropriate decisions while operating a motor vehicle;
- 2.3. consistently display respect for other users of the highway transportation system; and
- 2.4. develop positive habits and attitudes for responsible driving.

3. Visual Skills

- 3.1. know proper visual skills for operating a motor vehicle;
- 3.2. communicate and explain proper visual skills for operating a motor vehicle;
- 3.3. demonstrate the use of proper visual skills for operating a motor vehicle; and
- 3.4. develop habits and attitudes with regard to proper visual skills.

4. Vehicle Control

- 4.1. demonstrate smooth, safe and efficient operation of a motor vehicle; and
- 4.2. develop positive habits and attitudes relative to safe, efficient and smooth vehicle operation.

5. Communication

- 5.1. consistently communicate driving intentions (i.e., use of lights, vehicle position, and personal signals);
- 5.2. adjust driver behavior based on observation of the highway transportation system and other roadway users;
- 5.3. adjust communication (i.e., use of lights, vehicle position, and personal signals) based on observation of the highway transportation system and other users; and
- 5.4. develop positive habits and attitudes for effective communication.

6. Risk Management

- 6.1. understand driver risk-management principles;
- 6.2. demonstrate driver risk-management strategies; and
- 6.3. develop positive habits and attitudes for effective driver risk-management.

7. Lifelong Learning

- 7.1. identify and use a range of learning strategies required to acquire or retain knowledge, positive driving habits, and driving skills for lifelong learning;
- 7.2. establish learning goals that are based on an understanding of one's own current and future learning needs; and
- 7.3. demonstrate knowledge and ability to make informed decisions required for positive driving habits, effective performance, and adaptation to change.

8. Driving Experience

- 8.1. acquire at least the minimum number of BTW hours over at least the minimum number of days, as required by law, with a Montana-approved driver education teacher; and
- 8.2. acquire additional behind-the-wheel driving experience with a parent or guardian's assistance in a variety of driving situations (i.e., night, adverse weather, gravel road, etc.).